

Think Outside the Bach — resources and links  
Clinton Pratt, NCTM

**Dalcroze Eurhythmics**

American Eurhythmics Society:  
[aes.wildapricot.org](http://aes.wildapricot.org)

**Meaningful Movement** — A Music Teacher's Guide to Dalcroze Eurhythmics by Marla Butke & David Frego:

<https://musiciselementary.com/product/meaningful-movement-a-music-teachers-guide-to-dalcroze-eurhythmics/>

**Rhythm Board:**

<https://bradleysowash.com/teaching-tools/rhythm-board>

**Whirligig Games:**

<https://keystoimagination.com/whirligig-games/>

**Joy Morin** — Color In My Piano blog and resources

<http://colorinmypiano.com/>

Game downloads:

[http://colorinmypiano.com/printables/?dl\\_cat=4](http://colorinmypiano.com/printables/?dl_cat=4)

**Wendy Stevens** — 44 Recital Themes:

[www.composecreate.com/wp-content/uploads/2014/11/Piano-Recital-Themes-Giveaway.pdf](http://www.composecreate.com/wp-content/uploads/2014/11/Piano-Recital-Themes-Giveaway.pdf)

**Music Alive! Multimedia Recital**

Past performances:

[www.pianosensei.com/musicalive](http://www.pianosensei.com/musicalive)

and:

<https://www.youtube.com/playlist?list=PLX9aOMfvTbUuxXewUDrpyHsOL7F0VWcPn>



[cj@pianosensei.com](mailto:cj@pianosensei.com)



[pianosensei](https://www.youtube.com/channel/UC...)



[mypianosensei](https://www.facebook.com/pianosensei)

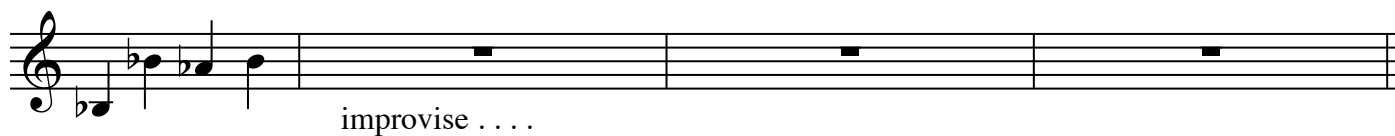

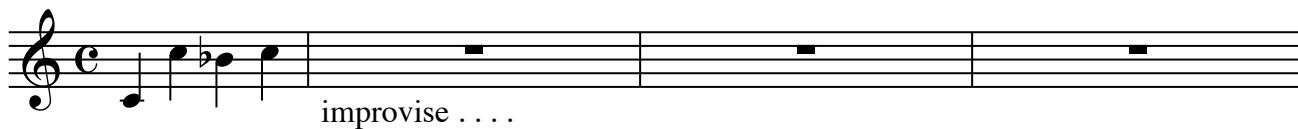


[@mypianosensei](https://twitter.com/mypianosensei)



[pianosensei](https://www.instagram.com/pianosensei)

# Robot 7ths



continue until you come back to C

## Reinforces:

Circle of 5ths

Interval of m7 used in Dom 7th chords



## Instructions:

Play first measure as written, then improvise using those notes for 3 more measures

Teacher can play an accompaniment with that harmony (dominant 7th)

For piano students, student can also play LH accompaniment during RH intervals

# Dueling 5ths



Reinforces:

- 5ths
- moving up and down keyboard comfortably
- improvisatory skills (see below)

Instructions: Play as written, then try variations:

- broken (up or down or both)
- multiple octaves (copy the first one up an octave or 2)
- various rhythmic patterns
- various combinations of blocked/broken
- add middle notes (3rds) for thicker texture
- play in a different order to make a chord progression; instead of going up the scale 1 2 3 4 5 6 7 8, try:  
1 4 7 3 6 2 5 1 (alternating up 4th/down 5th)
- think of others!